

Coral Reefs

Did you know that coral reefs are often called the “rainforests of the sea” due to the diverse array of marine creatures that call them home? Here are some educational ways for you and your little ones to explore the wonders of coral reefs from anywhere!

Coral Reef Diorama Crafting

Create a mini coral reef diorama using colored paper, paints and recycled materials. Start by cutting out coral shapes from cardboard and then paint them with vibrant colors. Arrange them in a shallow box to mimic the ocean floor. Look around for any toys you can use to represent sea creatures and add them to the scene.

What kinds of animals live in your reef? Would you find sharks there? How about turtles, seahorses or lobsters?

Introduce simple yoga poses inspired by marine life and coral reefs. Use a sun salutation to mimic coral swaying in the ocean currents. Child’s pose can imitate a turtle curling into its shell. Fish pose can be—you guessed it—a fish!


Now make up your own—what would octopus pose look like? Or a jellyfish?

Coral Reef Yoga

Coral Reef Obstacle Course

Set up an obstacle course using cushions, hoops and other safe materials. Designate areas as “coral reefs” and others as open ocean spaces. Then, navigate through the obstacle course while pretending to be a fish swimming through a coral reef.

Incorporate fun challenges such as crawling under “seaweed” (limbo), jumping over “waves” (hula hoops), or balancing on a “rock” (balance beam)!



Turtles

Turtles are fascinating creatures. Did you know that they have been roaming the Earth for millions of years? In this guide, you'll find activities designed to help children of all ages shell-ebrate the amazing world of turtles.

Make Snappy Snacks

Get creative in the kitchen by making turtle-themed snacks. Use round crackers or cookies as the base, spread green frosting or peanut butter on top to represent the turtle's shell, and add sliced grapes or strawberries for the legs and head.

As you assemble the snacks, talk about the different parts of a turtle's body. What does the turtle's shell do? Why does it have flippers instead of hands?

Work together to create a turtle puppet using a sock or paper bag. Cut a circle of green construction paper for the shell, use buttons for the eyes and trim pieces of felt for the flippers. Then, introduce your new friend to the other toys around your house!

Where does your turtle live? What kind of food does it eat? Where does it go when it gets cold outside?


Create Turtle-y Awesome Puppets

From *The Tortoise and the Hare* to *Turtle and Tortoise Are Not Friends*, there are many wonderful children's books about turtles. Pick out your favorite and read it together in a cozy spot. Afterward, use your turtle puppet from the activity above to tell the story!

What's your favorite part of the story?

Turtle Storytime and Puppet Play






Ocean Biodiversity

The ocean is a vast and enchanting realm filled with an incredible diversity of life.


Did you know that it covers more than 70% of the Earth's surface and is home to millions of species, from the tiniest plankton to the largest whales? In this guide, we invite you and the children in your life to dive into the world beneath the waves.



Ocean Storytime

Make up story about a journey through the ocean. Who do you meet along the way? Invent characters such as fish, turtles, octopuses, and whales, each with their own unique traits. Use your imagination to see how many different creatures you can encounter on your deep sea adventure.

Bring your favorite stuffed animal along as your co-pilot, and pretend a couch or bed is your submarine!



Grab some markers, crayons, paints, and large sheets of paper to create colorful posters that include different marine animals and plants that live among coral reefs, in a kelp forest or anywhere else in the big blue ocean! Label each plant and animal by name. Then hang the posters around the house as a reminder of how many creatures thrive in the ocean.

How many of these marine animals have you spotted with your own eyes? Which one would you like to see next—and why?

Deep Blue Art

Did You Hear That?

Play a fun guessing game by listening to different ocean sounds, such as waves crashing, whales singing, dolphins clicking and seagulls squawking. (YouTube can be a great resource for a variety of audio recordings.) After each sound is played, guess which marine animal or natural phenomenon you heard.

Can you use your other senses? What do you hear, feel, smell and taste when you listen to ocean sounds?