

WILD CHERVIL

invasive
fact sheet




© Victoria Weber

Wild chervil invades Vermont's fields and floodplain forests. It is easy to see in May and June when its white flowers are in bloom.




© Victoria Weber



Recognize


wild chervil



white,
delicate
flowers



fern-like
leaf



green plant,
without flowers

© Leslie Mehrhoff/IPANE

© Victoria Weber

DID YOU KNOW?

Wild chervil (*Anthriscus sylvestris*) probably arrived in North America as a component of British wildflower seed mixes which were used to recreate the floral meadows of Britain. Wild chervil may still be found in some wildflower seed packets and buyers should make sure they have a complete list of the plants they are purchasing.


WILD CHERVIL

invasive
fact sheet





wild chervil

For new infestations:

 New infestations should be treated rapidly before an extensive root system is established. Hand pull or dig up plants ensuring you remove the entire tap root. Check the site the next year for new growth.

For large infestations:

 Mowing large patches of chervil will prevent it from setting seed. Do not mow after June, when plant has already set its seeds. Clean all equipment well before using again.

 If possible, after mowing cover ground with thick plastic or other ground cover.

CAUTION! This plant contains toxins that cause minor skin irritation. Wear appropriate clothing to prevent resinous substances from contacting skin.



non-invasive alternatives

© Mrs. W.D. Bransford/Lady Bird Johnson Wildflower Center



boneset
Euphorbia perfoliatum

© David G. Smith/delawarewildflower.org



false Solomon's seal
Maianthemum racemosum

sweet
cicely

*Osmorhiza
claytonii*



© David G. Smith/www.delawarewildflower.org

garden
chervil

*Anthriscus
cerefolium*



© Kervel/www.wikipedia.org